


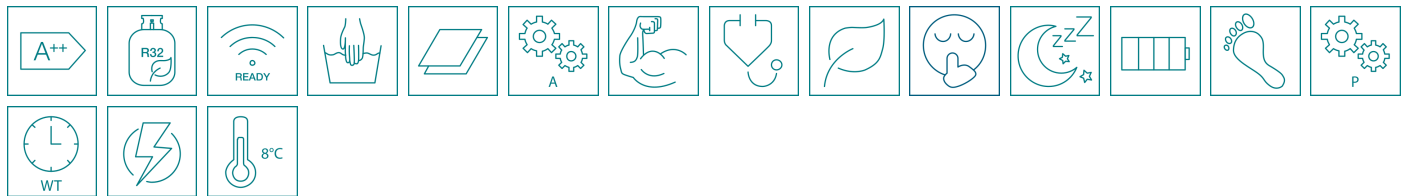
SUITABLE FOR ANY ROOM

## Console R32/R410A



### Highlights

- Leak Detection Ready (Option)
- Individual air flow selection
- Floor heating effect



Smaller than a standard heater, but still with a heating and cooling function. You have the choice between different air outlets and fan speeds. The unique floor heating effect ensures warm feet. The IAQ special filter cleans the room air using enzymes.



### Attractive and economical

- Excellent energy efficiency (up to A++)
- Direct current hybrid inverter technology
- Exceptionally high efficiency in the partial load range
- Two air outlets



### Resource-friendly

- Inverter control minimizes electricity consumption
- Eco operation
- Air used as energy source in heating mode
- Unobtrusive design fits any interior



### Cleaner ambient air

- Washable dust filter that covers the entire heat exchanger
- Self-cleaning function dries the heat exchanger after operation
- IAQ air filter
- Optional active carbon-catechin filter strips (art.818F0023)



### Operation & features

- Smart User Interface for direct unit operation
- Comfort infrared remote control included
- Clear & simple operation
- Automatic mode, Hi power, Preset
- Comfort sleep
- Weekly timer with 4 freely programmable settings / day
- 28 time programs per week
- QUIET mode for indoor unit
- SILENT mode for outdoor unit
- 8 °C frost protection function
- Fireplace mode
- Power Select
- Automatic restart after power failure adjustable
- Optional APP control via smartphone and tablet
- An indoor unit can be operated by up to 5 users
- Up to 10 indoor units can be controlled by one user
- Several devices can be combined in up to 3 groups / zones
- Child lock
- Multi-Language APP: German, English, Czech, Croatian, Hungarian, Slovenian, Slovak



## Console R32/R410A / SET

Indoor unit			RAS-B18J2FVG-E
Outdoor unit			RAS-18J2AVSG-E
Cooling capacity	kW	❄️	5,00
Cooling range (min.-max.)	kW	❄️	1,20 - 5,60
Power consumption (min./nom./max.)	kW	❄️	0,34/1,68/2,00
Pdesign c	kW		5,0
Energy efficiency EER	W/W	❄️	2,98
Energy efficiency SEER		❄️	6,80
Energy efficiency class		❄️	A++
Outdoor temperature operating range (min.-max.)	°C	❄️	-15/+46
Heating capacity	kW	🔥	6,00
Heating range (min.-max.)	kW	🔥	1,30 - 6,30
Power consumption (min./nom./max.)	kW	🔥	0,31/2,05/2,20
Pdesign h	kW		4,0
Energy efficiency COP	W/W	🔥	2,93
Energy efficiency SCOP		🔥	4,60
Energy efficiency class		🔥	A++
Outdoor temperature operating range (min.-max.)	°C	🔥	-15/+24

Indoor unit			RAS-B18J2FVG-E
Sound pressure level (low/med/high)	dB(A)	❄️	31/46
Sound pressure level (low/med/high)	dB(A)	🔥	31/47
Sound power level	dB(A)	❄️	59
Sound power level	dB(A)	🔥	60
Airflow	m³/h		366-600
Condensate pipe diameter	mm		VP13
Dimensions (HxWxD)	mm		600 x 700 x 220
Weight	kg		16

❄️ Cooling 🔥 Heating



## Console R32/R410A / SET

Outdoor unit			RAS-18J2AVSG-E
Power supply	V/Ph+N/Hz		220-240/1+N/50
Recommended fusing	A		16
Recommended power supply line type			H07RN-F 3G2,5
Communication line			H07RN-F 4G1,5
Running current	A	❄️	0,28 - 0,30
Running current	A	🔥	0,28 - 0,30
Current consumption (nom.)	A		7,27
Current consumption (max.)	A		10,40
Sound pressure level (low/med/high)	dB(A)	❄️	49
Sound pressure level (low/med/high)	dB(A)	🔥	51
Sound power level	dB(A)	❄️	62
Sound power level	dB(A)	🔥	64
Suction gas pipe diameter	mm (inch)		12,7 (1/2)
Liquid pipe diameter	mm (inch)		6,3 (1/4)
Pipe length (min.)	m		2
Pipe length (max.)	m		20
Height difference (max.)	m		12
Airflow	m <sup>3</sup> /h		2076
Compressor type			Twin-Rotary
Refrigerant			R32
Refrigerant charge	kg		1,10
Pre-charged up to	m		15
Added refrigerant charge	g/m		20
Dimensions (HxWxD)	mm		550 x 780 x 290
Weight	kg		34










❄️ Cooling 🔥 Heating

The measuring conditions for this product can be found at <https://www.toshiba-aircondition.com/en/measuring-conditions.html>

Accessories	Description
Fernbedienung	Infrared remote control included
RB-N104S-G	TOSHIBA Home AC Control - WiFi control with cable / Seiya (7,10,13,16,18), console
818F0023	Active carbon-catechin filter strips
818F0050	Ultra-pure 2.5 filter strips
RB-I301-E	Leak detection sensor for J2FVG-E model type consoles
TCB-IFCB5-PE	External on/off PCB, window contact module
TCB-PX100-PE	Casing for outdoor installation of window contact module for high-wall units



In order to make it easier for you to select the optimal product, you can find the description of the special TOSHIBA product functions for your model here:

	<b>Energy Label A++:</b> Energy efficiency class A++ guarantees a very low power consumption.		<b>R32:</b> Used refrigerant: R32.
	<b>Wifi ready:</b> WiFi adapter optional.		<b>Dust filter:</b> Washable filter against coarse contamination.
	<b>IAQ filter:</b> Fine mesh filter with natural substances.		<b>Auto Mode:</b> Automatic selection between cooling and heating.
	<b>HI POWER:</b> Particularly strong airflow for quickly reaching the requested temperature.		<b>Auto diagnostic:</b> Check of system for flawless operation.
	<b>Eco Mode:</b> Energy saving function.		<b>Quiet Mode:</b> Whisper mode for the indoor unit.
	<b>Comfort Sleep:</b> Gradual increase of temperature by 2 °C until morning.		<b>Power Selection:</b> Capacity regulation and therefore power savings of up to 25, 50 or 75%.
	<b>Floor Mode:</b> Natural floor warming effect for greater comfort.		<b>Preset Mode:</b> Activates individual settings at the touch of a button.
	<b>Week Timer:</b> Up to four settings per day and seven per week.		<b>Automatic Restart:</b> After a power blackout.
	<b>8°C Antifreeze Protection:</b> Protects unoccupied rooms.		